

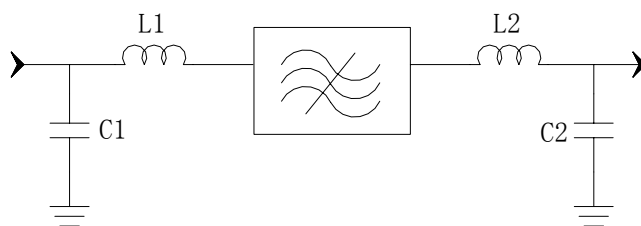
Specifications

Parameter	Unit	Minimum	Typical	Maximum
Center Frequency	MHz	202.4	202.5	202.6
Insertion Loss	dB	-	23.6	25
1 dB Bandwidth	MHz	4.7	4.8	-
3 dB Bandwidth	MHz	5	5.22	-
40 dB Bandwidth	MHz	-	6.83	7
Passband Variation	dB	-	0.6	1
Absolute Delay	usec	-	1.785	3.5
Ultimate Rejection	dB	45	52	-
Material Temperature coefficient	KHz/°C	0.2025		
Ambient Temperature	°C	25		
Package Size	DIP2212 (22.2x12.8x4.7mm3)			


Notes:

1. All specifications are based on the test circuit shown
2. In production, devices will be tested at room temperature to a guardbanded specification to ensure electrical compliance over temperature
3. Electrical margin has been built into the design to account for the variations due to temperature drift and manufacturing tolerances
4. This is the optimum impedance in order to achieve the performance show

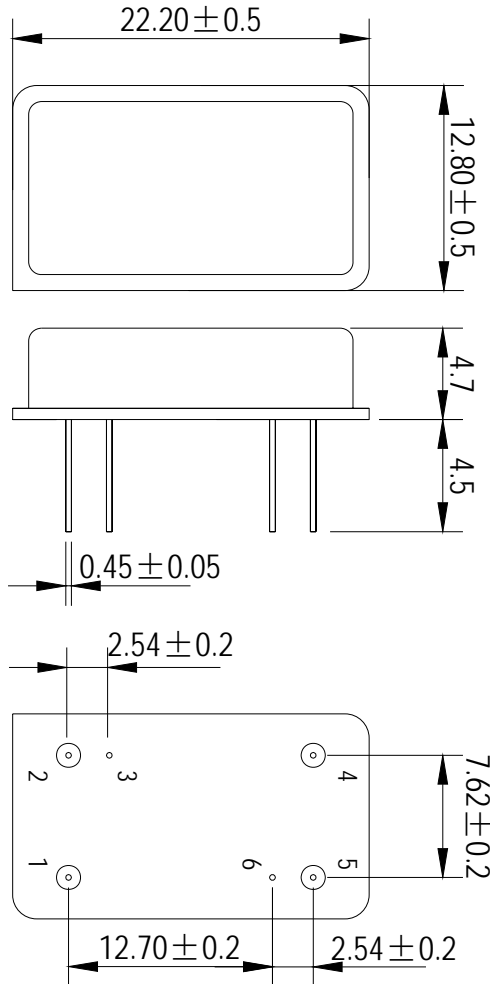
Matching Configuration



L1=56+10nH L2=68nH
C1=39pF C2=33pF
Source/Load Impedance=50 ohm
 Notes - Component values may change depending
 on board layout.

	SIPAT Co., Ltd. (CETC No. 26 Research Institute) Nanping Huayuan Road No. 14 Chongqing, China, 400060	Part Number	LBS20201	
		Rev. Date	2005-10-31	
		Rev.	1.0	Page 1/3

Package Dimension



Input:1
Output:5

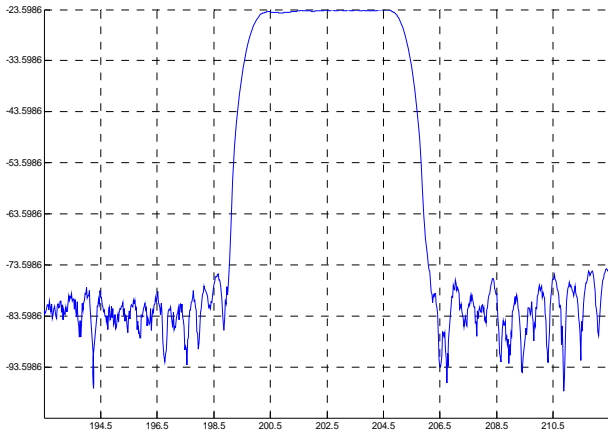


SIPAT Co., Ltd.
(CETC No. 26 Research Institute)
Nanping Huayuan Road No. 14
Chongqing, China, 400060

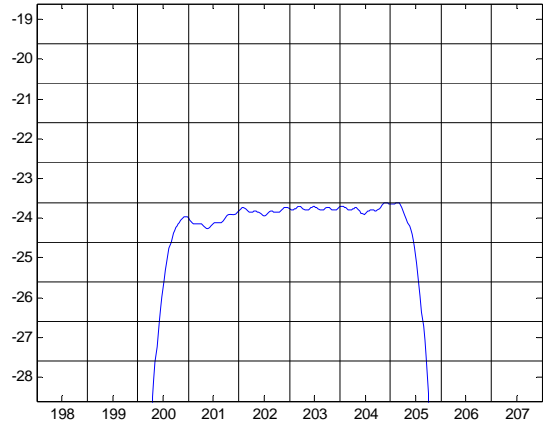
Part Number	LBS20201	
Rev. Date	2005-10-31	
Rev.	1.0	Page 2/3

Typical Performance

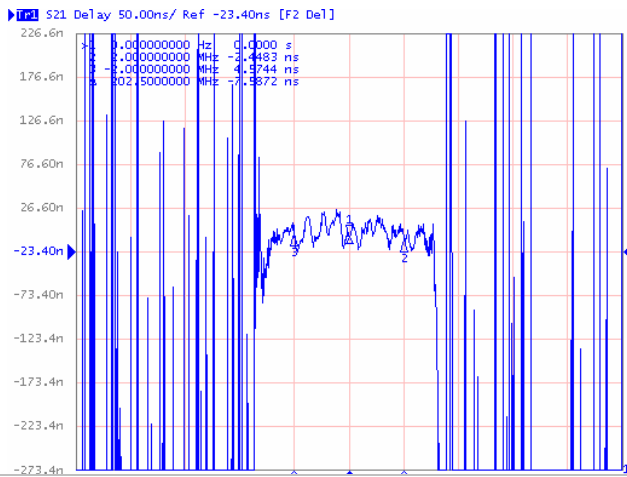
Frequency Respond



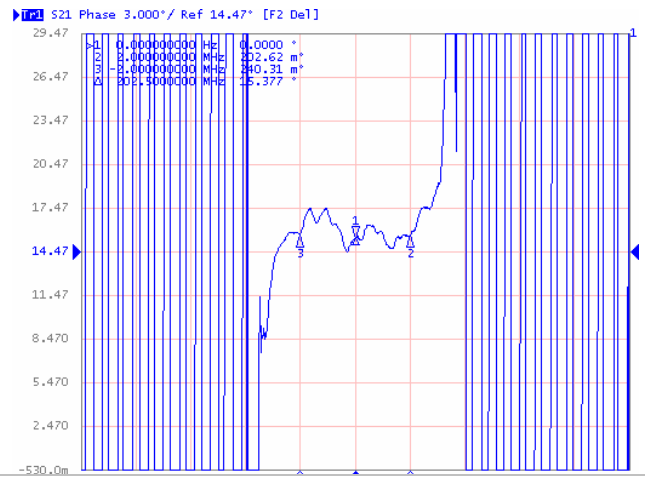
Passband Respond



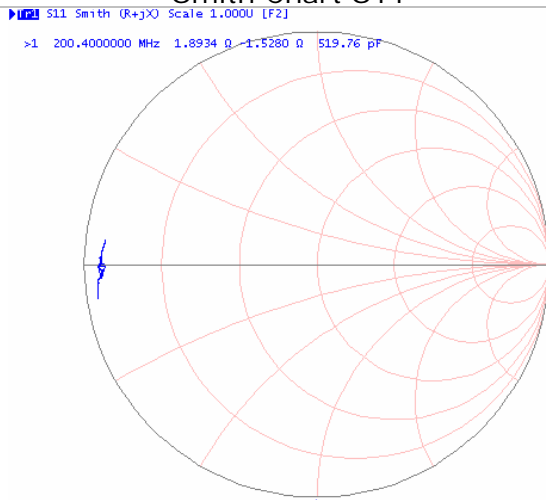
Group Delay Variation($f_0 \pm 2\text{MHz}$)



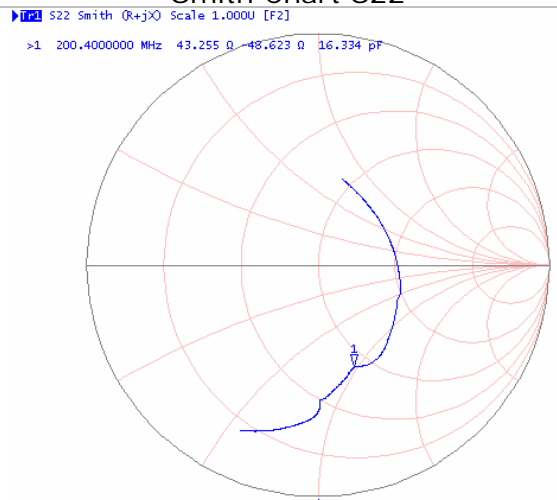
Phase Linearity($f_0 \pm 2\text{MHz}$)



Smith Chart S11



Smith Chart S22



SIPAT Co., Ltd.
(CETC No. 26 Research Institute)
Nanping Huayuan Road No. 14
Chongqing, China, 400060

Part Number	LBS20201	
Rev. Date	2005-10-31	
Rev.	1.0	Page 3/3